

**Unintentional Drug Overdose Deaths
Waterbury Health Department, January 1 – September 30, 2018**

Victim Characteristics	Waterbury Resident ^a		Waterbury Occurrent ^b		Connecticut	
	n	(%) ^c	n	(%) ^c	n	(%) ^c
Total	51	(100.0)	55	(100.0)	774	(100.0)
Sex						
Male	37	(72.5)	41	(74.5)	580	(74.9)
Female	14	(27.5)	14	(25.5)	194	(25.1)
Unknown/missing	0	(0.0)	0	(0.0)	0	(0.0)
Age						
Mean	45.4		45.0		43.0	
Range	26–67		26–67		15–84	
0–14	0	(0.0)	0	(0.0)	0	(0.0)
15–24	0	(0.0)	0	(0.0)	53	(6.8)
25–34	7	(13.7)	8	(14.5)	178	(23.0)
35–44	16	(31.4)	18	(32.7)	190	(24.5)
45–54	17	(33.3)	18	(32.7)	194	(25.1)
55–64	10	(19.6)	10	(18.2)	127	(16.4)
65+	1	(2.0)	1	(1.8)	32	(4.1)
Unknown/missing	0	(0.0)	0	(0.0)	0	(0.0)
Race/ethnicity						
White, non-Hispanic	29	(56.9)	34	(61.8)	577	(74.5)
Black, non-Hispanic	9	(17.6)	8	(14.5)	80	(10.3)
Hispanic	12	(23.5)	12	(21.8)	103	(13.3)
Other, non-Hispanic	1	(2.0)	1	(1.8)	12	(1.6)
Unknown/missing	0	(0.0)	0	(0.0)	2	(0.3)
Homeless						
No	48	(94.1)	50	(90.9)	740	(95.6)
Yes	3	(5.9)	3	(5.5)	19	(2.5)
Unknown/missing	0	(0.0)	2	(3.6)	12	(1.6)
Location of injury/overdose						
House/apartment	43	(84.3)	42	(76.4)	621	(80.2)
Hotel/motel	1	(2.0)	1	(1.8)	40	(5.2)
Supervised residential facility (e.g., shelter, sober house)	0	(0.0)	0	(0.0)	8	(1.0)
Motor vehicle	0	(0.0)	0	(0.0)	25	(3.2)
Other (e.g., sidewalk, parking lot, commercial establishment, etc.)	6	(11.8)	11	(20.0)	69	(8.9)
Unknown/missing	1	(2.0)	1	(1.8)	11	(1.4)
Type of substances causing the death ^d						
Any opioid	43	(84.3)	47	(85.5)	662	(85.5)
Any benzodiazepine	12	(23.5)	14	(25.5)	177	(22.9)
Any opioid and any benzodiazepine	12	(23.5)	14	(25.5)	162	(20.9)
Heroin	23	(45.1)	26	(47.3)	254	(32.8)
Fentanyl ^e	34	(66.7)	36	(65.5)	529	(68.3)
Naloxone Administered						
Yes ^f	19	(37.3)	19	(34.5)	226	(29.2)
Yes, unknown by whom	9	(17.6)	8	(14.5)	77	(9.9)
Yes, by EMS/fire	8	(15.7)	8	(14.5)	123	(15.9)
Yes, by police	0	(0.0)	0	(0.0)	0	(0.0)
Yes, by hospital	5	(9.8)	5	(9.1)	38	(4.9)
Yes, by bystander	0	(0.0)	0	(0.0)	12	(1.6)
Yes, by other	0	(0.0)	0	(0.0)	1	(0.1)
No/unknown	26	(51.0)	29	(52.7)	486	(62.8)

^a Includes only overdoses to Waterbury residents, regardless of where the overdose occurred

^b Includes only overdoses that occurred in Waterbury, regardless of residence

^c Percentages may not add to 100% because of rounding

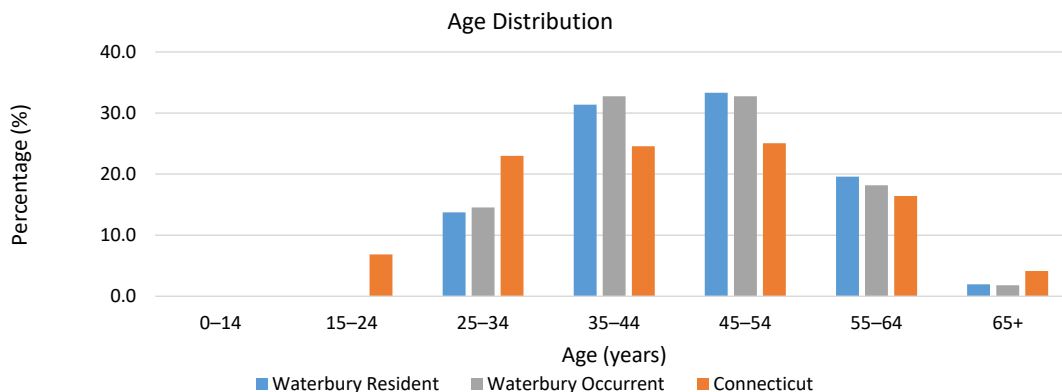
^d Categories are not mutually exclusive, multiple types of drugs may contribute to causing the death

^e Includes both prescription and illicit Fentanyl

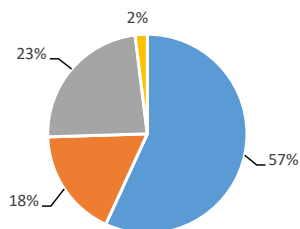
^f Total number of victims that received naloxone; naloxone may have been administered more than once



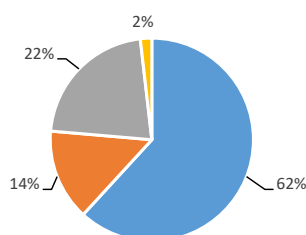
Unintentional Drug Overdose Deaths Waterbury Health Department, January 1 – September 30, 2018



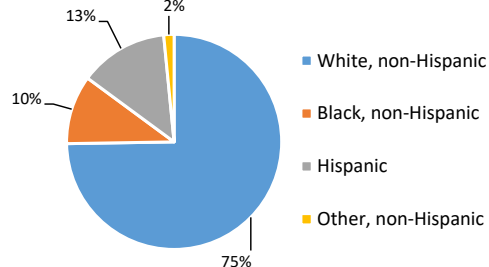
Race/Ethnicity, Waterbury Resident



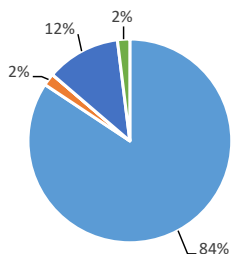
Race/Ethnicity, Waterbury Occurrent



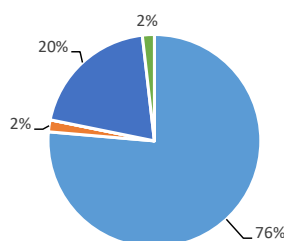
Race/Ethnicity, Connecticut



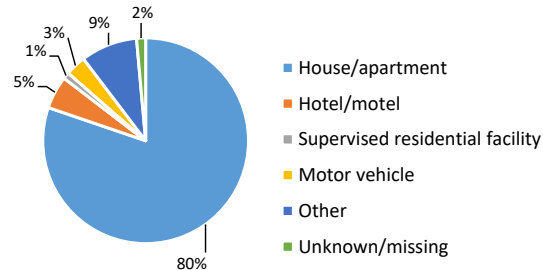
Location of Injury, Waterbury Resident



Location of Injury, Waterbury Occurrent



Location of Injury, Connecticut



Type of Substances Causing the Death

