

**Unintentional Drug Overdose Deaths
Greater Waterbury, January 1 – September 30, 2018**

Victim Characteristics	Greater Waterbury Resident ^a		Greater Waterbury Occurrent ^b		Connecticut	
	n	(%) ^c	n	(%) ^c	n	(%) ^c
Total	43	(100.0)	39	(100.0)	774	(100.0)
Sex						
Male	33	(76.7)	28	(71.8)	580	(74.9)
Female	10	(23.3)	11	(28.2)	194	(25.1)
Unknown/missing	0	(0.0)	0	(0.0)	0	(0.0)
Age						
Mean	40.9		41.4		43.0	
Range	19–65		19–65		15–84	
0–14	0	(0.0)	0	(0.0)	0	(0.0)
15–24	2	(4.7)	2	(5.1)	53	(6.8)
25–34	12	(27.9)	10	(25.6)	178	(23.0)
35–44	15	(34.9)	14	(35.9)	190	(24.5)
45–54	7	(16.3)	6	(15.4)	194	(25.1)
55–64	6	(14.0)	6	(15.4)	127	(16.4)
65+	1	(2.3)	1	(2.6)	32	(4.1)
Unknown/missing	0	(0.0)	0	(0.0)	0	(0.0)
Race/ethnicity						
White, non-Hispanic	39	(90.7)	35	(89.7)	577	(74.5)
Black, non-Hispanic	0	(0.0)	0	(0.0)	80	(10.3)
Hispanic	3	(7.0)	3	(7.7)	103	(13.3)
Other, non-Hispanic	1	(2.3)	1	(2.6)	12	(1.6)
Unknown/missing	0	(0.0)	0	(0.0)	2	(0.3)
Homeless						
No	42	(97.7)	39	(100.0)	740	(95.6)
Yes	0	(0.0)	0	(0.0)	19	(2.5)
Unknown/missing	1	(2.3)	0	(0.0)	12	(1.6)
Location of injury/overdose						
House/apartment	36	(83.7)	34	(87.2)	621	(80.2)
Hotel/motel	2	(4.7)	1	(2.6)	40	(5.2)
Supervised residential facility (e.g., shelter, sober house)	0	(0.0)	0	(0.0)	8	(1.0)
Motor vehicle	3	(7.0)	2	(5.1)	25	(3.2)
Other (e.g., sidewalk, parking lot, commercial establishment, etc.)	2	(4.7)	2	(5.1)	69	(8.9)
Unknown/missing	0	(0.0)	0	(0.0)	11	(1.4)
Type of substances causing the death ^d						
Any opioid	37	(86.0)	34	(87.2)	662	(85.5)
Any benzodiazepine	15	(34.9)	13	(33.3)	177	(22.9)
Any opioid and any benzodiazepine	13	(30.2)	11	(28.2)	162	(20.9)
Heroin	9	(20.9)	9	(23.1)	83	(10.7)
Fentanyl ^e	11	(25.6)	11	(28.2)	190	(24.5)
Naloxone Administered						
Yes ^f	18	(41.9)	16	(41.0)	226	(29.2)
Yes, unknown by whom	6	(14.0)	7	(17.9)	77	(9.9)
Yes, by EMS/fire	11	(25.6)	8	(20.5)	123	(15.9)
Yes, by police	0	(0.0)	0	(0.0)	0	(0.0)
Yes, by hospital	2	(4.7)	4	(10.3)	38	(4.9)
Yes, by bystander	0	(0.0)	0	(0.0)	12	(1.6)
Yes, by other	0	(0.0)	0	(0.0)	1	(0.1)
No/unknown	22	(51.2)	21	(53.8)	486	(62.8)

^a Includes only overdoses to Greater Waterbury residents, regardless of where the overdose occurred

^b Includes only overdoses that occurred in Greater Waterbury, regardless of residence

^c Percentages may not add to 100% because of rounding

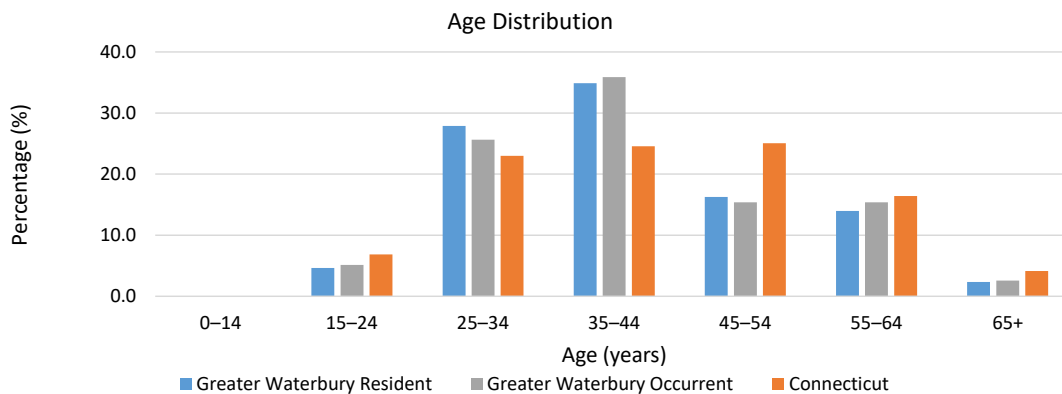
^d Categories are not mutually exclusive, multiple types of drugs may contribute to causing the death

^e Includes both prescription and illicit Fentanyl

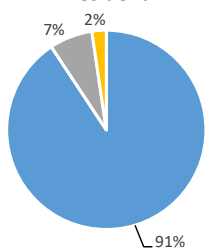
^f Total number of victims that received naloxone; naloxone may have been administered more than once



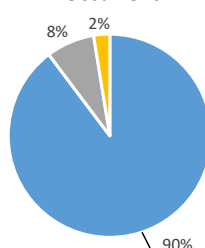
Unintentional Drug Overdose Deaths Greater Waterbury, January 1 – September 30, 2018



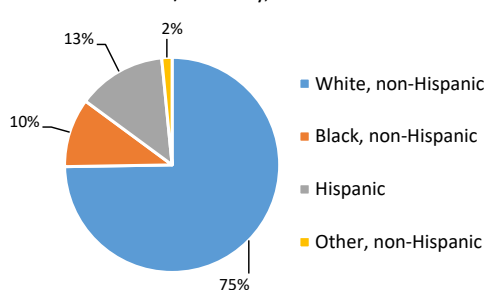
Race/Ethnicity, Greater Waterbury Resident



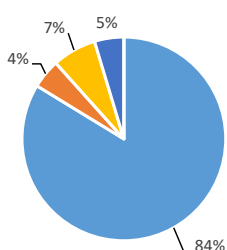
Race/Ethnicity, Greater Waterbury Occurrent



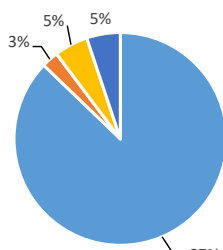
Race/Ethnicity, Connecticut



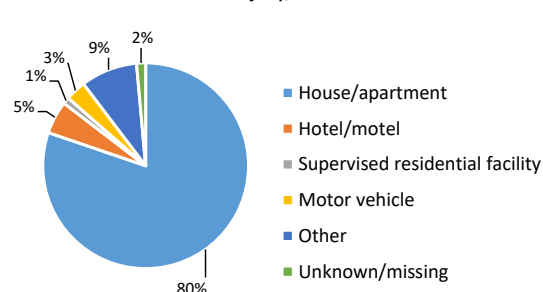
Location of Injury, Greater Waterbury Resident



Location of Injury, Greater Waterbury Occurrent



Location of Injury, Connecticut



Type of Substances Causing the Death

